



Toward an Efficient Emotion Recognition from Facial Expressions Using ML

Hmad Zennou, Mohamed Ouhda and Mohamed Baslam

EasyChair preprints are intended for rapid dissemination of research results and are integrated with the rest of EasyChair.

June 23, 2023

Toward an Efficient Emotion Recognition from Facial Expressions

Abstract:

This chapter discusses the abstraction and the process of recognition. It is concerned with the successive stages of processing that are involved in the encoding of simple stimuli and with the record that each stage produces. These issues lie within the areas of perception and memory, respectively. Because the recognition of stimuli is impossible without stored information, it will also be necessary to consider learning of trace systems applicable to the classification of patterns never before seen. The process of moving from the top to the bottom may be called abstraction. In psychological research, the term abstraction has been used in two different ways. One sense of abstraction involves the selection of certain portions or aspects of an experience. A second sense refers to the classification of a stimulus into a wider or more inclusive superordinate category. The second sense of abstraction has been used primarily with the investigation of object names. This sense of abstraction does not involve selection of any physical aspect of the stimulus, but rather a relationship between a particular stimulus name and another broader category name.

personally know many musicians who have made a living slinging code. I've gone to a few tech conferences that hosted evening festivities in which attendees gathered to jam, using instruments provided by conference sponsors. In fact, I once aspired to be a working musician, only to meander into programming later in life.

1. Introduction:

An introduction is the first paragraph of your paper. The goal of your introduction is to let your reader know the topic of the paper and what points will be made about the topic. The thesis statement that is included in the introduction tells your reader the specific purpose or main argument of your paper. These can be achieved by taking your introduction from "general" to "specific."

Think of an introduction paragraph in an academic paper as an upside-down triangle, with the broadest part on top and the sharpest point at the bottom. It should begin by providing your reader a general understanding of the overall topic. The middle of the introduction should narrow down the topic so your reader understands the relevance of the topic and what you plan to accomplish in your paper. Finally, direct your reader to your main point by stating your thesis clearly.

Introduction paragraph upside-down triangle

By moving from general subject to specific thesis, your audience will have a more concrete understanding of what your paper will focus on.

General

This refers to the broader topic you will address in your paper and its significance for the reader. For example, it might let your reader know you are writing about "climate change." Example: Climate change caused by humans is having a drastic effect on the world.

Narrowing

This is where you guide your reader to see your purpose for this particular paper. These sentences should give the reader an idea of what the context is for the topic. For example, it's not that you want to merely discuss climate change in general, but instead want to discuss the effects on yearly temperatures and how citizens can act. Example: However, the damage is not only affecting glaciers and rivers. Temperatures are starting to noticeable shift in cities and neighborhoods that have been otherwise consistent for centuries. Addressing the issue may require challenging decisions by individuals who have grown comfortable with their lifestyles and may be unaware of how their choices contribute to climate change.

Specific

This is where you narrow the focus to your argument, or your Thesis Statement. It is no longer about "climate change" or "human action," for example, but taking the argument all the way to your specific point. Example: While it has long been convenient to ignore how small changes may have a compounding effect on slowing climate change, it is vital to consider the extent to which measures such as eliminating single-use plastics can provide meaningful help.

gestures, voice, and physiological signals make up the multi-modality. Next, they propose a Convolutional Deep Belief Model (CDBN) for emotion recognition using this dataset [18]. Restricted Boltzmann Machines (RBMs) are an extension of Convolutional Restricted Boltzmann Machines (CRBMs). The RBMs are stacked to produce a convolutional deep belief network (CDBN). Layered generative models, or CDBNs, are generative models that are trained layer by layer. Ruiz-Garcia et al. [19] present a pre-trained deep CNN as a Stacked Convolutional AutoEncoder (SCAE). The SCAE is unsupervisedly taught in a greedy layer-wise manner. The model is trained using the Karolinska Directed Emotional Faces (KDEF) dataset [1] for face expression recognition.

The goal of this paper is to compare computer vision techniques for recognizing emotions in face expressions from image sequences. Models for static photos and image sequences are included in the datasets for comparison. It also applies to deep learning models with various inputs. The goal of this comparison is to determine the benefits and drawbacks of the various deep learning models that have been examined.

Paper organization:

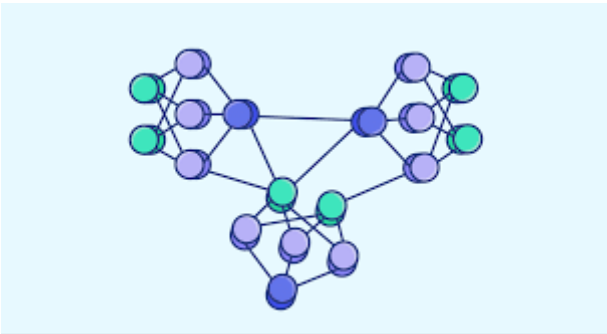
The rest of this paper is organized as follows; Section 2 presents the used deep learning models. Section 3 is dedicated to the experiments results and discussions, and finally conclusions are drawn in Section 4.

2. Preliminaries :

This section introduces the deep learning models that will be used for testing. The section is split into three parts. The CNN-based models are presented first, followed by the 3D CNN model, and finally the RNN models.

1. recurrent neural network:

A recurrent neural network (RNN) is a class of artificial neural networks where connections between nodes can create a cycle, allowing output from some nodes to affect subsequent input to the same nodes. This allows it to exhibit temporal dynamic behavior. Derived from feedforward neural networks, RNNs can use their internal state (memory) to process variable length sequences of inputs.[1][2][3] This makes them applicable to tasks such as unsegmented, connected handwriting recognition [4] or speech recognition.[5][6] Recurrent neural networks are theoretically Turing complete and can run arbitrary programs to process arbitrary sequences of inputs.[7]



This table presents the RNN parameters:

Table 1: CNN parameters

Parameters	values
Function	Sparse Categorical
Optimate	Adamsmi

2. 3D Convolutional Network:

Convolutional Networks (ConvNets) are a class of efficient neural networks that achieve impressive performances in perceptual tasks such as object recognition. Their architecture is loosely inspired by the visual cortex. In 2012 AlexNet, a type of ConvNet, won by a large margin the ILSVRC 2012 competition, starting the huge wave of interest in deep learning that continues today. In 2019, the state of the art architecture for object detection is ResNet, which is a type of ConvNet.

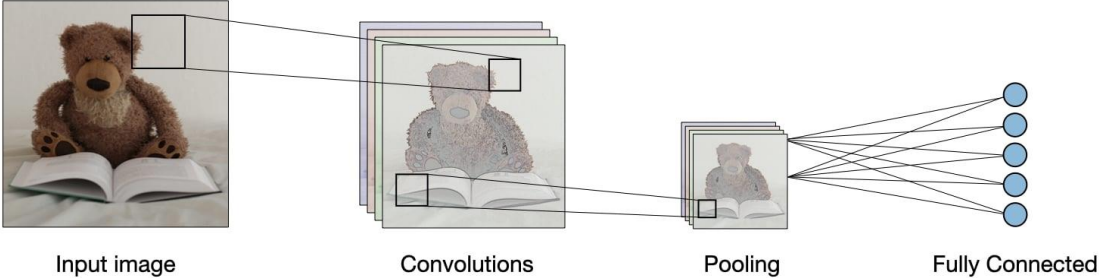


Figure 1:C3D Architecture (from [21])

The following table presents the C3D parameters:

Table 2: 3D CNN parameters

Parameters	values
Loss	Sparse Crossentropy
Optimize	Adamsat

Les LSTM (Long-Short-Term-Memory) et les GRU (Gated Recurrent Unit) se composent de plusieurs portes (respectivement 3 et 2) qui permettent d'oublier ou de mémoriser sélectivement les informations de la séquence temporelle précédente dans une mémoire dynamique.

Comme pour les réseaux de neurones traditionnels, les réseaux de neurones récurrents peuvent contenir plusieurs couches, ce qui leur permet de capturer davantage de non-linéarité parmi les données, mais augmente également le temps de calcul en phase d'apprentissage. On peut également combiner des couches récurrentes avec des couches classiques, telles que des couches denses (MLP) ou des couches de convolution (CNN). Dans la bibliothèque Keras, il existe 7 types de réseaux RNN : LSTM layer, GRU layer, SimpleRNN layer, TimeDistributed layer, Bidirectional layer, ConvLSTM2D layer (pour le traitement de vidéo) et le Base RNN layer.

Table 3: CNN + RNN parameters

Parameters	Values
Function	Categorical Crossentropy
Optimizer	Adam3
Layers	5

Datasets:

1) Garbage In, Garbage Out

Assembling and integrating training data comes with its own set of challenges. Web-sourced data can be inconsistent, irrelevant, low-quality, and uniquely formatted, creating problems as the data is streamlined for ingestion by model training systems. And if the data isn't coherent, the model will follow suit.

A model trained on irrelevant data decelerates go-to-market and wastes crucial development time when the results are less powerful and less accurate.



Clean, Relevant, Compliant

For over 20 years, SocialGist has provided clean and compliant data to enterprise companies and analysts. We're uniquely positioned to deliver the data developers need to train the next generation of machine learning models.

Sourcing training data from SocialGist guarantees:

Relevance: Training data should be closely related to the problem the model is trying to solve. For example, if the model is built to understand customer sentiment on products and services, relevant review data should be used for training.

Cleanliness: High-performing models require data that is free of noise, inconsistencies, and irrelevant information. The data also needs to be easy to integrate into the application. Clean data helps a model learn more efficiently, thus speeding development.

Maintenance: Training data needs to be continually updated and maintained.

With SocialGist, customers can focus on what they do best: creating cutting-edge ML solutions. We see the demand for quality data expanding as more players enter this space, and

our platform is prepared to meet this demand and help the trailblazers create the next wave of solutions that shape the world. optimize their customer experience.

These same companies are taking note of how the recent advances in generally available artificial intelligence tools like ChatGPT will support everything from copywriting to product development.



Behind ML / AI is a robust dataset that has trained that machine to think, respond – even ideate – like a human. We're seeing the next wave of innovators entering ML / AI with the energy – and now the resources – to make big things happen. Digital data is the treasure trove for training the next wave of AI and machine learning models. But they're in for a rude awakening.

1. Our proposed method:

I understand the reservations that exist about the present method for choosing the President of the Commission, but the Treaties have been complied with.

The present method of calculation is clearly not altogether realistic.

We therefore have to recognise that the present method is no longer working.

We have exhausted the present method of the intergovernmental conference.

We must find a replacement for the present method of funding, which involves contributions from the national exchequers.

It therefore proposes to improve the present method of handling issues related to application and enforcement of Community law.

The present method can be used for all fertilisers mentioned in Annex I which contain exclusively nitric, ammoniacal or urea nitrogen.

the Commission should present the method for applying 1/6ths of 2007 appropriations' 'recommitments' to be spread over the years 2008-2013.

Firstly, under the present system the reference method for the European Union is the ISO method.

The Århus Convention is undoubtedly a real advance, as it plays a part in establishing what has become essential transparency, and we are called upon here to present methods of providing the public with access to justice.

The present method applies to pure substances that do not dissociate or associate and that do not display significant interfacial activity.

Thus, the numerous phenomena and mechanisms involved in the process of adsorption of a chemical by soil cannot be completely defined by a simplified laboratory model such as the present method.

Contrast that with this present method: one far-reaching proposal for a directive literally dumped on the table at the end of the last mandate.

At present such methods utilise high-resolution gas chromatography/high resolution mass spectrometry (HRGC/HRMS).

France has requested the Commission to authorise the replacement of the formula used in the 'CSB Image-Meater' method for grading pig carcasses on its territory as the present grading method needed technical adaptation.

Finally, I should like to make it clear that it is particularly important to harmonize the methods of sampling and monitoring lead concentrations; because the fact is that at present the methods for monitoring the concentration of lead in water are not harmonized.

One would almost be inclined to think that none of the commercial banks stand to benefit from modernising their present working methods.

The present centralised method, which means that there is a backlog of cases, is inevitably cannot guarantee legal certainty.

Firstly, the net present value method is the commonly used methodology in the energy sector as well as in other industrial sectors.

Today I'll present an alternative method to a posterior hip dislocation.

Some examples from the web:

We have a resolution dated 19 November 1997 in which we propose a method for the reform of the institutions.

The Commission should also propose a method for monitoring the long-term success of projects, in particular in the priority area Nature and Biodiversity.

I also propose a method of improving the competitiveness of travel agencies when selling tourism products within the Union to residents of third countries.

To avoid these difficulties, the Commission proposes a method that:

The French Presidency will propose a method and, I hope, a solution in agreement with the Irish Government, either in October or December.

In this Directive the Commission proposes a new method for establishing the authorised level of nitrates/nitrites in food.

A new proposal to amend the so-called Eurovignette directive proposes a harmonised method for charging full infrastructure costs to heavy goods vehicles.

I believe that the Research Committee has done its work on the fifth framework programme; it is now up to Mr Kinnock to propose a method of funding the infrastructure.

The Commission noted that the beneficiaries receive an indirect advantage and asked the interested parties to propose methods for accurately quantifying this advantage.

In addition, the ECB and Eurostat published a report on foreign direct investment, which proposes improved methods for compiling such statistics.

If methods listed in this Regulation are not suitable, the applicant shall provide adequate reasoning and propose a new method.

The Danish authorities propose two methods for assessing the productivity of DSB's activities:

Furthermore, this study proposes two methods for the ex ante assessment of the positive effects of marketing services agreements: a 'cash flow' approach and a 'capitalisation' approach.

Many colleagues propose alternative research methods - for example, that we should use adult stem cells.

I agree with the report's call to take action and propose methods of harmonising contract law practice at EU level, which would ensure equal and fair conditions for market participants.

It is a very important step forward that the Commission proposes a harmonised allocation method.

The Commission proposes a streamlined Open Method of Coordination (OMC) for social protection and social inclusion, in line with its first plans from 2003.

On 1 March 2011, the Belgian authorities sent the Commission a report prepared by Charles River Associates (CRA), which critically evaluates the WIK study and proposes an alternative method for benchmarking the reasonable profit of DPLP.

The applicant should also propose a validated method of sampling and detection for the primary products to be used for control of compliance with the provisions of this Regulation. You rapporteur proposes adopting the method of the Convention.

2. Implementation and discussion:

The steps involved in pre-processing are discussed in this section. The SASE-FE and OULUCASIA datasets both go through the same steps. Videos cannot be used as inputs to non-temporal models; instead, frames from videos must be extracted and used as inputs to the models. A vector containing a succession of these frames is fed into the temporal models as an input.

- Pre-processing :

Each frame of the videos his article presents the issues related to applying computer vision techniques to identify facial expressions and recognize the mood of Traumatic Brain Injured (TBI) patients in real life scenarios. Many TBI patients face serious problems in communication and activities of daily living. These are due to restricted movement of muscles or paralysis with lesser facial expression along with non-cooperative behaviour, and inappropriate reasoning and reactions. All these aforementioned attributes contribute towards the complexity of the system for the automatic understanding of their emotional expressions. Existing systems for facial expression recognition are highly accurate when tested on healthy people in controlled conditions. However, their performance is not yet verified on the TBI patients in the real environment. In order to test this, we devised a special arrangement to collect data from these patients. Unlike the controlled environment, it was very challenging because these patients have large pose variations, poor attention and concentration with impulsive behaviours. In order to acquire high-quality facial images from videos for facial expression analysis, effective techniques of data preprocessing are applied. The extracted images are then fed to a deep learning architecture based on Convolution Neural Network (CNN) and Long Short-Term Memory (LSTM) network to exploit the spatiotemporal information with 3D face frontalization. RGB and thermal imaging modalities are used and the experimental results show that better quality of facial images and larger database enhance the system performance in facial expressions and mood recognition of TBI patients under natural challenging conditions. The proposed approach hopefully facilitates the physiotherapists, trainers and caregivers to deploy fast rehabilitation activities by knowing the positive mood of the patients.



Figure 2: Left image presents a Soft Symmetry frontalization process. Right image corresponds to an image with No Symmetry frontalization.

Figure 5 shows there are not completely dense, the obtained RGB images present some holes in correspondence (Fig. 4b). The first problem means that the keypoint detection algorithm would not work well with just half of the face as input data. In this work, we overcome this problem with an easy but effective symmetrization technique called face mirroring, shown in (Fig. 4c). Once found the symmetry axis of the face passing by the head centroid, we fill the missing part of the face with points that are symmetrical to the existing ones with respect to this axis. Regarding the problem of holes, we propose to fill them up by computing the depth and RGB median values over a neighborhood around each hole. When ...



Figure 3: 68 fiducial points superimposed on the detected face

- Experimental Results

This section summarizes the findings from many experiments conducted on various dataset configurations with various model layouts. Only the test accuracy is shown for general purposes.

Method. The proposed methodology makes use of both qualitative and quantitative perspectives, and includes a broad array of approaches such as literature reviews, expert opinions, focus groups, and content validation. It also involves sophisticated assessment of construct validity including substantive and structural aspects.

Analysis. Research on conceptualization and assessment of information need presents a rich tradition. To further enhance the scope of this, a methodology is proposed; a variant of the methodology proposed in this paper has been used in other disciplines with promising results. **Results.** Ways in which this methodology can be applied to the concept of information need are demonstrated. Some challenges associated with this methodology are noted, such as significant investments of time and labour.

Conclusions. It is hoped that using this methodology in future studies will be an important step towards developing an empirically testable construct of information need. This approach will also be a useful addition to the methodological repertoire available to information researchers.

Table 4: Emotion No Pre-processing configurations Accuracy

Used configuration	Accuracy
Freezed + Pooling	0.52
Freezed + 3 Connected	0.70
All + 3 Fully	0.81
All + 3 Connected + Average	0.67
Freezed + 3 Fully + Max	0.78
All + No Pooling	0.250
All Freezed + Pooling	0.226
All + Max pooling	0.98

The importance attributed to information need may be caused by the user-centred nature of information research and the traditions of cognate disciplines. For instance, Naumer and Fisher (2010) noted that without information need, libraries and information systems would cease to exist. Similarly, it is nearly impossible to ignore the work done on need and information need in the disciplines of psychology, nursing, economics, and political science. However, despite its importance and long-standing presence in research, the concept is still contested (e.g., Case, 2012; Dervin and Nilan, 1986; Krikelas, 1983; Wilson, 1981, 1994). Not only are there divergent views about what comprises an information need, there is also a lack of consensus concerning the role of information need in shaping human information behaviour.

Table 5: Emotion Frontalization configurations Accuracy

Configurations tall	Accuracy
Soft sum	0.9298
No sum	0.69

- According to Jaccard and Jacoby (2010), theory construction is central to the scientific process. They describe theory as a symbolic representation of an internal conceptual

system. Greer, Grover, and Fowler (2007) state that theory enables us to describe, predict, and explain a phenomenon. The construction of theory usually requires abstraction of a phenomenon (known as conceptualisation) and then transfer of that abstraction to constructs that can be validated. Currently, there is a dearth of such constructs in human information behaviour, and by undertaking this step the current study will make an important contribution to any future testable human information behaviour theory.

Two-Stream CNN
According to the previous section's study, no symmetry leads to greater accuracy. Nonetheless, it will be fascinating to see if merging the no symmetry dataset with the extracted face may help boost the accuracy even further. The following experiments include employing a two-stream CNN, which combines a CNN with no symmetry dataset as input and another CNN with no pre-processing dataset as input. Both CNNs are fused before the fully connected layers to achieve this. The architecture is unchanged after the fusing layer. The results are presented below:

The use of this methodological approach – based on the positivist paradigm, and involving assessment of substantive and structural aspects of constructs as espoused by Loevinger (1957) – as is proposed in this paper, has not been used in information research and thus will be a valuable addition to the methodological repertoire available to studies that aim to develop constructs. Variations of this approach have been used successfully in other social science disciplines, for example psychology (e.g., Wallander, Schmitt and Koot, 2001) and information systems (e.g., Moore and Benbasat, 1991), and two important examples of this approach in information research are McCay-Peet, Toms and Kelloway (2014), and O'Brien and Toms (2010). The application of this methodological approach in information research would enable researchers to develop formal constructs in human information behaviour research, focus on new research problems, and ask new kinds of research questions. Specifically, applying this methodology in future studies would be an important step towards developing a testable human information behaviour theory comprised of constructs based on rigorous conceptualisation, operationalisation, and empirical validation.

- Still Images Input

- Image Sequences Input

Organizations of different types, sizes and purposes often face situations which compete amongst themselves for the allocation of resources. In view of such circumstances, this work aimed at verifying the contribution of Multicriteria Decision Aid (MDA) as a tool to enable the establishment of an analytical structure capable of supporting the decision-making process of Research and Development (R&D) project prioritization in an organization of Brazilian aerospace sector. Thus, this work has proposed a method for modeling project prioritization criteria with the referred nature, in which concepts and methods that are part of the Constructivist Approach for MDA are put into practice, with the aim of contributing to the solution of the problem initially described. The proposed method makes use of existing methods and techniques found in the literature, such as Cognitive Mapping and Measuring Attractiveness by a Categorical Based Evaluation Technique (MACBETH) method, which

were here particularized for use in the highlighted problem. The development of a decision maker's cognitive map, combined with the use of MACBETH method for modeling the preferences of that decision maker, allowed to verify the adequacy of the joint

Table 6: Temporal Hidden configurations Accuracy

A. OULU-CASIA Results

The Oulu-CASIA NIR&VIS facial expression database consists of six expressions (surprise, happiness, sadness, anger, fear and disgust) from 80 people between 23 and 58 years old. 73.8% of the subjects are males. The subjects were asked to sit on a chair in the observation room in a way that he/ she is in front of camera. Camera-face distance is about 60 cm. Subjects were asked to make a facial expression according to an expression example shown in picture sequences. The imaging hardware works at the rate of 25 frames per second and the image resolution is 320×240 pixels.

- Image Sequence Input

Institution parisienne au charme inoxydable, la brasserie Nicole a élu domicile dans le quartier le plus frenchy de Casablanca : Gauthier. Le Tout-Paris abrité dans un seul et même endroit : les chaises en rotin, le plateau de fromage, la baguette, le vin, la choucroute et la blanquette de veau... tout y est ! Son petit plus ? Une formule spéciale afterwork avec un verre de vin blanc et 3 huîtres pour 85 DH.

La Brasserie Nicole

46, Avenue Hassan Souktani, Casablanca

Tél. : 06 23 71 40 17

Les pieds dans l'eau

B. Discussion

For both datasets in table 13, this section discusses the best model for each test. The VGG-Face and C3D models were investigated in this work. With multi-modality, recurrent neural networks, the CNN-based models is improved even further. A voting mechanism is considered when evaluating the models.

The basic CNN is used in the first experiment with pre-processing and no pre-processing data; in both datasets, the frontalization method has a higher accuracy. Frontalization is the process of mapping the face in a confined, forward-facing position. This reduces the variability in face location in the dataset, allowing the models to focus solely on learning the variability of emotion recognition.

In both datasets, the accuracy of the 2-Stream CNN is higher. However, it is the best image model in SASE. Overall, including both inputs aid the models in learning the difference that may have been lost during the frontalization process, which might result in face misalignment.

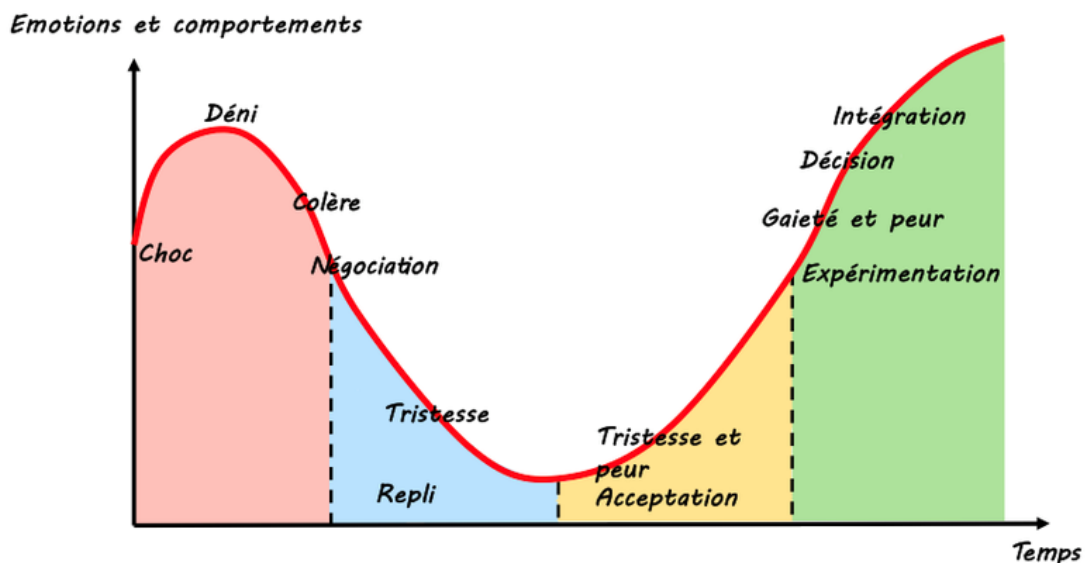
Dataset	Model	Best used Configuration	Accuracy
---------	-------	-------------------------	----------

Envie de passer un bon moment après une journée éreintante passée enfermée au bureau? Et si au lieu de rentrer chez soi avec pour programme de s'enfoncer dans le canapé, on se dirigeait vers des spots agréables et sympas pour passer un bon moment entre amis autour de tapas et de cocktails?

Du quartier Maarif, au Velodrome en passant par Gauthier, découvrez trois lieux où vous passerez un bon moment sans chichi et dans une ambiance détendue. Suivez le guide!
Lire la suite sur Plurielle.ma

Summary of used models' accuracy

La courbe du changement (E. Kübler-Ross)



Comprendre la courbe émotionnelle du changement

par Emmanuel Kerdraon 30 novembre 2022 Temps de lecture : 5 minutes

Durant un processus de changement, les acteurs vont passer par différentes phases – une véritable courbe émotionnelle du changement – qui vont influencer leurs attitudes et comportements. Ces phases sont plus ou moins prégnantes selon chaque individu ou l'importance du projet. Leur connaissance et leur compréhension sont fondamentales pour piloter un projet qui respecte les besoins humains des collaborateurs. Le but n'est pas d'empêcher ces phases de se produire (le pourrait-on ?) mais de les accompagner au mieux quand elles surviennent, en essayant d'équilibrer l'atteinte des objectifs fixés et le bien-être au travail des membres de l'équipe.

Les 7 étapes de la courbe du deuil

On doit à Elisabeth Kübler-Ross (EKR), psychiatre d'origine suisse, d'avoir proposé un modèle présentant les différents stades émotionnels vécus par une personne qui apprend sa mort prochaine.

Cette « courbe du deuil » a par la suite été reprise pour observer d'autres situations où les individus vivent une forte sensation de perte (perte d'un être cher, perte d'emploi, divorce, changement important et non souhaité, etc.).

Selon EKR, ces étapes ne sont pas toujours vécues dans le même ordre, chaque personne passera plus ou moins de temps à chacune d'entre elles et ne les vivra pas forcément toutes.

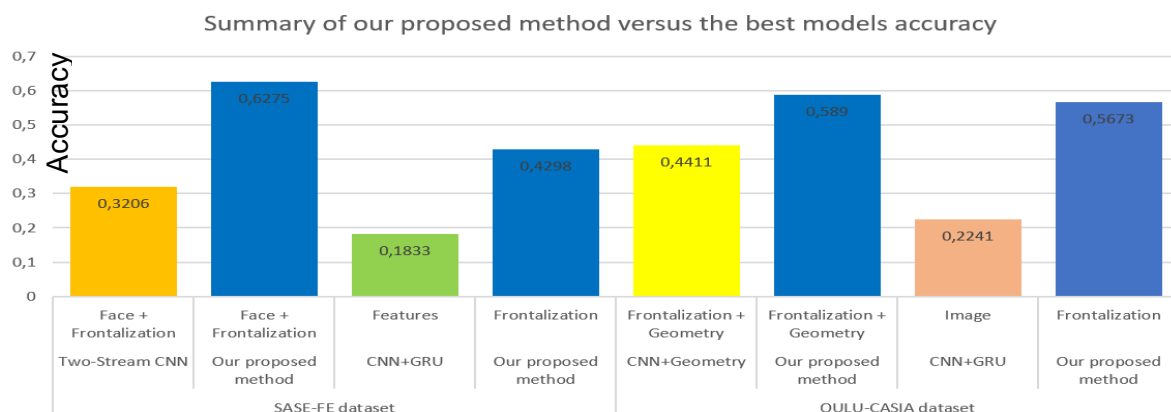
Bien que pensées à l'origine pour une autre raison (le deuil effectif d'une personne), ces 7 étapes sont régulièrement exposées dans les formations sur l'accompagnement au changement.

Les voici, présentées de manière très synthétique et sous forme de que

Le DENI : « Ce n'est pas vrai... Ce n'est pas possible, je n'y crois pas, il doit y avoir une erreur, il y a forcément une porte de sortie, une autre solution... ».

La REVOLTE : « C'est injuste, c'est inadmissible, il faut se battre contre ça... ».

La TRISTESSE : « C'est désespérant, je ne peux l'accepter, ça n'a pas de sens, c'est déprimant... ».



L'ANXIÉTÉ : « Je suis confus, que va-t-il se passer ? Comment tout cela va-t-il finir ? Je suis inquiet... ».

Le MARCHANDAGE : « Et si tout cela s'arrêtait ? Si une solution miracle apparaissait d'un coup ? Et s'il suffisait de changer telle ou telle chose ? Il reste un espoir... »

L'ACCEPTATION : « C'est comme ça, on n'y peut rien... De toute façon, on ne reviendra pas en arrière... C'est la faute de... Je ne suis pas OK mais mieux vaut tourner la page et regarder devant... ».

Le REBOND : « Il faut y aller... il faut se remettre au travail, avancer, trouver des solutions, se reconstruire, évoluer... ».

3. Conclusion

CONCLUSION DU RAPPORT DE STAGE

Je tire un bilan très positif de ce stage, qui fut une expérience très enrichissante tant sur le plan professionnel que personnel. Sur le plan professionnel d'abord, j'ai pu appréhender toutes les facettes du métier de POSTEOCCUPÉ, notamment LISTER LES MISSIONS / TÂCHES RÉALISÉES. J'ai donc rempli les objectifs fixés, à savoir : LISTER LES OBJECTIFS DONNÉS PAR L'ENTREPRISE. Sur le plan personnel ensuite, j'ai pu comprendre que LISTER LES DIMENSIONS DU POSTE QUE VOUS AVEZ LE MOINS APPRÉCIÉ, ne représentait pas ce qui correspondait le plus. Au cours de cette période, comme dans toute phase d'apprentissage, il m'est par ailleurs arrivé de faire quelques erreurs comme : LISTER VOS ERREURS, j'ai pu rapidement les corriger en DÉMONSTRER COMMENT VOUS LES AVEZ CORRIGÉES. Grâce aux acquis d'une méthodologie de travail forte que l'entreprise NOM DE L'ENTREPRISE m'a transmise, combinée à la formation théorique que j'ai reçue, je suis aujourd'hui en mesure d'affirmer qu'à la question : "PROBLÉMATIQUE", il y a plusieurs éléments de réponses, à savoir : RÉPONS

Bibliographie

- [1] M. G. Calvo and D. Lundqvist. Facial expressions of emotion (KDEF): Identification under different display-duration conditions. Behavior Research Methods, 2008.
- [2] F. Chollet et al. Keras, 2015.
- [3] N. Dalal and B. Triggs. Histograms of oriented gradients for human detection. In Proceedings - 2005 IEEE Computer Society Conference on Computer Vision and Pattern Recognition, CVPR 2005, 2005.
- [4] C. Feichtenhofer, A. Pinz, and A. Zisserman. Convolutional Two-Stream Network Fusion for Video Action Recognition. 2016.
- [5] T. Hassner, S. Harel, E. Paz, and R. Enbar. Effective Face Frontalization in Unconstrained Images.
- [6] T. Hassner, S. Harel, E. Paz, and R. Enbar. Effective face frontalization in unconstrained images. In Proceedings of the IEEE Computer Society Conference on Computer Vision and Pattern Recognition, 2015.
- [7] G. B. Huang, M. Ramesh, T. Berg, and E. Learned-Miller. Labeled Faces in the Wild: A Database for Studying Face Recognition in Unconstrained Environments.

- [8] Y. Jia, E. Shelhamer, J. Donahue, S. Karayev, J. Long, R. Girshick, S. Guadarrama, and T. Darrell. Caffe: Convolutional Architecture for Fast Feature Embedding.
- [9] T. Kanade, J. F. Cohn, and Y. Tian. Comprehensive Database for Facial Expression Analysis.
- [10] A. Karpathy, G. Toderici, S. Shetty, T. Leung, R. Sukthankar, and L. Fei-Fei. Large-scale Video Classification with Convolutional Neural Networks. In *Large-scale Video Classification with Convolutional Neural Networks*, 2014.
- [11] P. Liu and L. Yin. Spontaneous Thermal Facial Expression Analysis Based On TrajectoryPooled Fisher Vector Descriptor.
- [12] P. Lucey, J. F. Cohn, T. Kanade, J. Saragih, Z. Ambadar, and I. Matthews. The Extended Cohn-Kanade Dataset (CK+): A complete dataset for action unit and emotion-specified expression.
- [13] M. Lyons, S. Akamatsu, M. Kamachi, and J. Gyoba. Coding Facial Expressions with Gabor Wavelets.
- [14] N. Neverova, C. Wolf, G. Taylor, and F. Nebout. ModDrop: Adaptive multi-modal gesture recognition. *IEEE Transactions on Pattern Analysis and Machine Intelligence*, 2016.
- [15] I. Ofodile, K. Kulkarni, C. A. Corneanu, S. Escalera, X. Baro, S. Hyniewska, J. Allik, and G. Anbarjafari. Automatic Recognition of Deceptive Facial Expressions of Emotion. 2017.
- [16] M. Osadchy, Le Cun. Yann, and M. L. Miller. Synergistic Face Detection and Pose Estimation with Energy-Based Models. *The Journal of Machine Learning Research*, 2007.
- [17] O. M. Parkhi, A. Vedaldi, and A. Zisserman. Deep Face Recognition. In *Proceedings of the British Machine Vision Conference 2015*, 2015.
- [18] H. Ranganathan, S. Chakraborty, and S. Panchanathan. Multimodal Emotion Recognition using Deep Learning Architectures.
- [19] A. Ruiz-Garcia, M. Elshaw, A. Altahhan, and V. Palade. Stacked Deep Convolutional Auto-Encoders for Emotion Recognition from Facial Expressions.
- [20] N. Sarode and S. Bhatia. Facial Expression Recognition. *International Journal on Computer Science and Engineering*, 02(05):1552–1557, 2010.
- [21] D. Tran, L. Bourdev, R. Fergus, L. Torresani, and M. Paluri. Learning spatiotemporal features with 3D convolutional networks. In *Proceedings of the IEEE International Conference on Computer Vision*, 2015.
- [22] D. Tran, L. Bourdev, R. Fergus, L. Torresani, and M. Paluri. Learning spatiotemporal features with 3D convolutional networks. In *Proceedings of the IEEE International Conference on Computer Vision*, 2015.
- [23] H. C. Vijay Lakshmi and S. PatilKulakarni. Segmentation Algorithm for Multiple Face Detection in Color Images with Skin Tone Regions using Color Spaces and Edge Detection Techniques. *IEEE Signal Acquisition and Processing*, 2010. ICSAP'10. International Conference on, pages 162–166, 2010.
- [24] P. Viola and M. Jones. Rapid object detection using a boosted cascade of simple features. In *Proceedings of the 2001 IEEE Computer Society Conference on Computer Vision and Pattern Recognition. CVPR 2001*.
- [25] S. Wang, Z. Liu, S. Lv, Y. Lv, G. Wu, P. Peng, F. Chen, and X. Wang. A natural visible and infrared facial expression database for expression recognition and emotion inference. *IEEE Transactions on Multimedia*, 2010.
- [26] L. Wolf, T. Hassner, and I. Maoz. Face Recognition in Unconstrained Videos with Matched Background Similarity.
- [27] G. Zhao, X. Huang, M. Taini, S. Z. Li, and M. Pietik"ainen. Facial expression recognition from near-infrared videos. *Image and Vision Computing*, 2011.

- [28] Du Tran, Lubomir Bourdev, Rob Fergus, Lorenzo Torresani, Manohar Paluri; Proceedings of the IEEE International Conference on Computer Vision (ICCV), 2015, pp. 4489-4497
- [29] He, K., Zhang, X., Ren, S., Sun, J. (2014). Spatial Pyramid Pooling in Deep Convolutional Networks for Visual Recognition. In: Fleet, D., Pajdla, T., Schiele, B., Tuytelaars, T. (eds) Computer Vision – ECCV 2014. ECCV 2014. Lecture Notes in Computer Science, vol 8691. Springer, Cham.
- [30] Zhao, X. et al. (2016). Peak-Piloted Deep Network for Facial Expression Recognition. In: Leibe, B., Matas, J., Sebe, N., Welling, M. (eds) Computer Vision – ECCV 2016. ECCV 2016. Lecture Notes in Computer Science(), vol 9906. Springer, Cham.
- [31] Mengyi Liu, Ruiping Wang, Shaoxin Li, Shiguang Shan, Zhiwu Huang, and Xilin Chen. 2014. Combining Multiple Kernel Methods on Riemannian Manifold for Emotion Recognition in the Wild. In Proceedings of the 16th International Conference on Multimodal Interaction (ICMI '14). Association for Computing Machinery, New York, NY, USA, 494–501.